



District Report Card: 2017


State: Haryana	District: Jhajjar
Class: 3	Subject: Mathematics
Schools: 61	Students: 962


Participation/Coverage


Students

<div>GENDER</div> <div></div>	Boys				Girls			
	Number		%		Number		%	
	424		44.07		538		55.93	

<div>AREA</div> <div></div>	Rural				Urban			
	Number		%		Number		%	
	774		80.46		188		19.54	

<div>CATEGORY</div> <div></div>	SC		ST		OBC		GEN	
	Number	%	Number	%	Number	%	Number	%
	461	47.92	0	0.00	178	18.50	323	33.58

<div>CWSN</div> <div></div>	LD	VI	HI	S&LD	ID	Oth
	2	3	1	6	6	4

<div>Management</div> <div></div>	Government			Government-aided		
	Number		%	Number		%
	941		97.82	21		2.18

Average Performance of Students in Mathematics (%)

Overall	Gender		Area		Management		Social Group			
	Male	Female	Rural	Urban	Govt.	Aided	SC	ST	OBC	GEN
58.56	54.91	61.44	60.43	50.85	58.32	69.21	59.16	0.00	62.21	55.69

Performance on Learning Outcomes (LOs)

Learning Outcomes	Description	Average Performance(%)
M301	Reads and writes numbers up to 999 using place value	53.14
M302	Compares numbers up to 999 based on their place values	71.73
M303	Solves simple daily life problems using addition and subtraction of three digit numbers with and without regrouping	52.89
M304	Constructs and uses the multiplication facts (up till 10) in daily life situations	58.47
M305	Analyses and applies an appropriate number operation in the situation/ context	55.51
M306	Explains the meaning of division facts by equal grouping/sharing and finds it by repeated subtraction	57.28
M309	Identifies and makes 2D-shapes by paper folding, paper cutting on the dot grid, using straight lines etc.	70.63
M311	Fills a given region leaving no gaps using a tile of a given shape	43.93
M312	Estimates and measures length and distance using standard units like centimeters or meters & identifies relationships	30.34
M317	Reads the time correctly to the hour using a clock/watch	71.10
M318	Extends patterns in simple shapes and numbers	54.79
M319	Records data using tally marks, represents pictorially and draws conclusions	67.88

Range of Performance of Students who Answered Correctly							
Below 30%		30% - 50%		50% - 75%		Above 75%	
Number	%	Number	%	Number	%	Number	%
189	19.65	109	11.33	320	33.26	344	35.76

Lowest Performing Learning Outcomes (LOs)

- 1 - Estimates and measures length and distance using standard units like centimeters or meters & identifies relationships (30.34)
- 2 - Fills a given region leaving no gaps using a tile of a given shape (43.93)
- 3 - Solves simple daily life problems using addition and subtraction of three digit numbers with and without regrouping (52.89)
- 4 - Reads and writes numbers up to 999 using place value (53.14)
- 5 - Extends patterns in simple shapes and numbers (54.79)